

## Remote Access

Click the Start button, then Programs, Accessories, Remote Desktop Connection.  
(Sometimes you have to look under Communications)

- or -

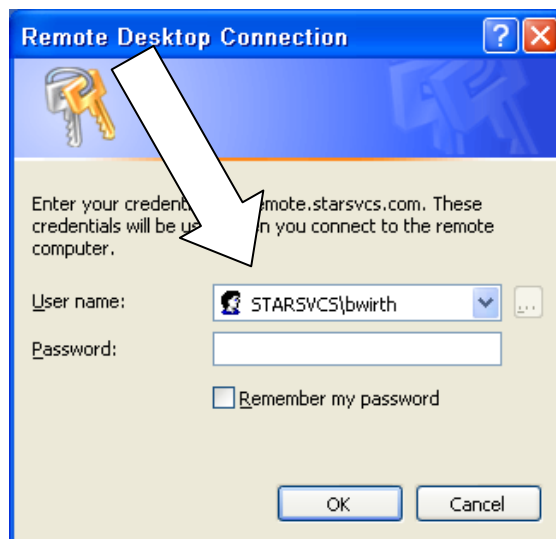
Click on your shortcut.

In the “Computer” field type “remote.starsvcs.com”



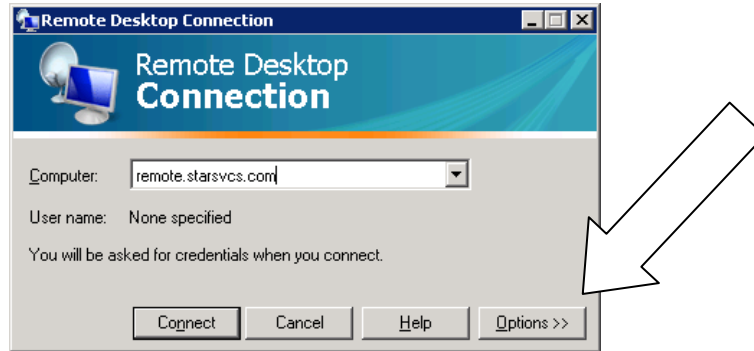
And click on Connect.

You will be prompted for your User Name and Password. Be sure to put STARSVCS\ in front of your User Name:

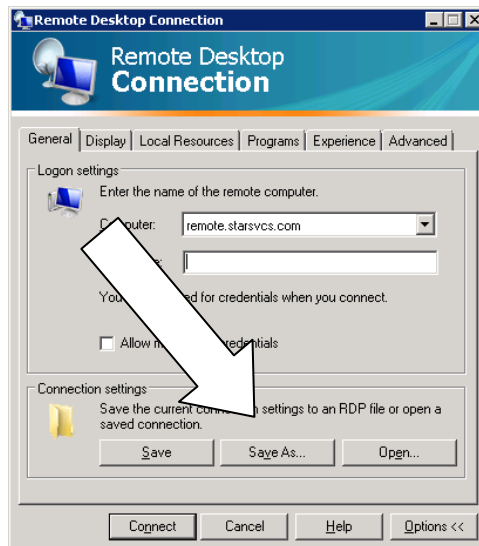


Click OK.

If you wish to create a shortcut on your desktop, follow the instructions above but, instead of clicking on Connect, click on Options,



Then click on Save As:



Click on the Desktop icon, type in the name “TSFarm” and Save.

